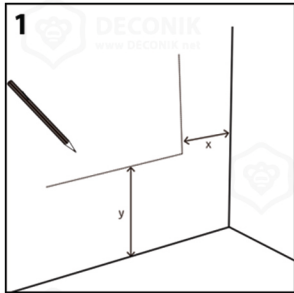

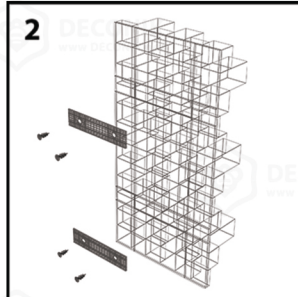


Installation guide

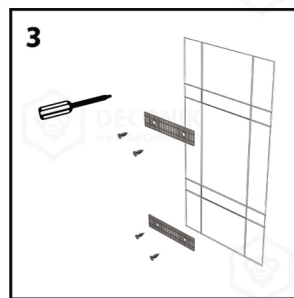
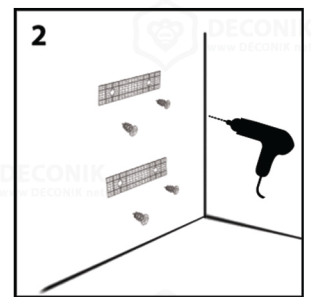
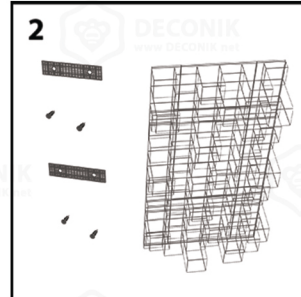
—Tools You Will Need



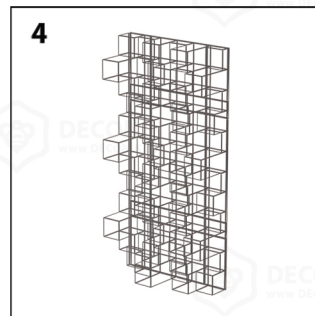
1-First clean the installation location (**wall or roof**) as to cleared the dust



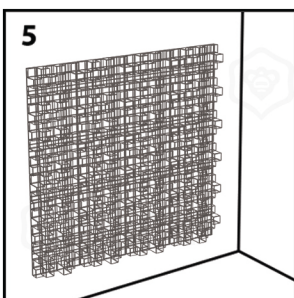
2-Screw the panel on the wall



3-screw these pieces back of the panel



4-Install panel on the wall



5-install panels side by side



**DECONIK
COMMERCIAL
GROUP**

**ACOUSTIC
PANEL
PRODUCTION**



www.Deconik.net

