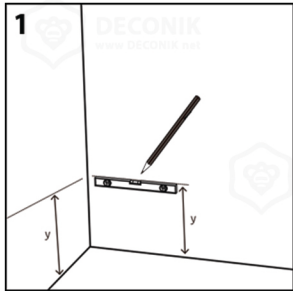

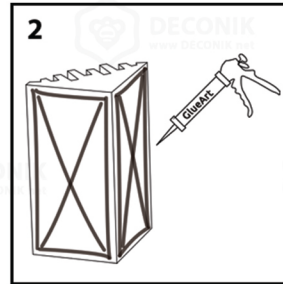



## Installation guide

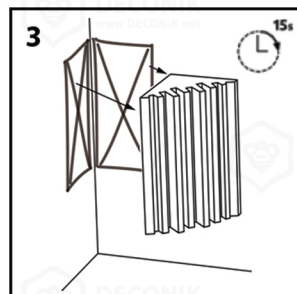
### —Tools You Will Need



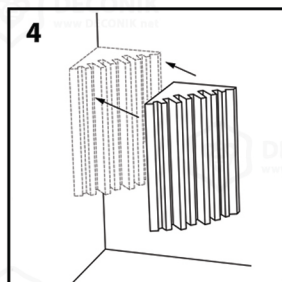
1-First clean the installation location (**wall or roof**) as to cleared the dust



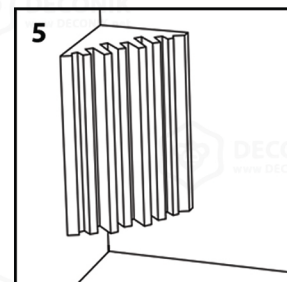
2-Apply glue back of the panel



3-Wait for 10 to 15 minutes



4-Install panel after accurate measurement



5-Push the panel to contact glue with desired location



DECONIK  
COMMERCIAL  
GROUP

ACOUSTIC  
PANEL  
PRODUCTION



[www.Deconik.net](http://www.Deconik.net)

