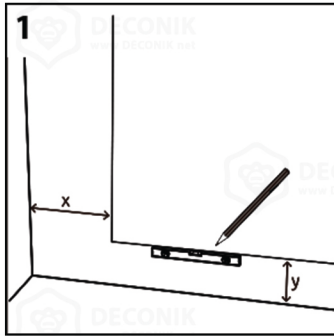
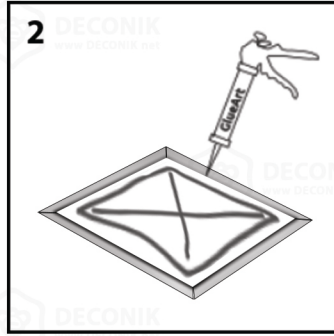


Installation guide

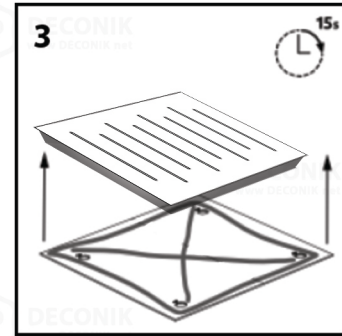
—Tools You Will Need



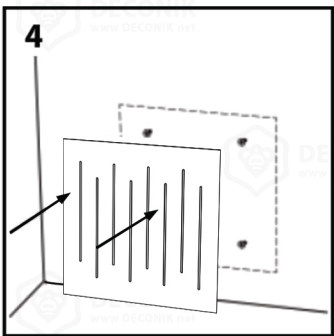
1-First clean the installation location(wall or roof) as to cleared the dust



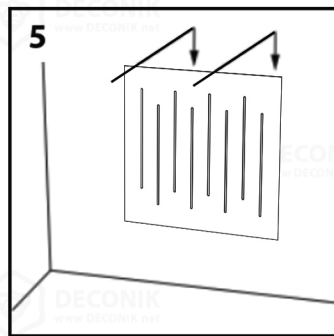
2-Apply glue back of the panel



3-Wait for 10 to 15 minutes



4-Install panel after accurate measurement



5-Push the panel to contact glue with desired location



**DECONIK
COMMERCIAL
GROUP**

**ACOUSTIC
PANEL
PRODUCTION**



www.Deconik.net

